



Traffic Rule in Japan


~For Pedestrians~



1 Traffic Division



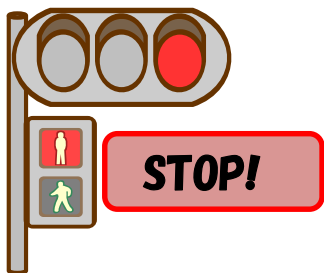
Keep to the right.
Vehicles run to the left.



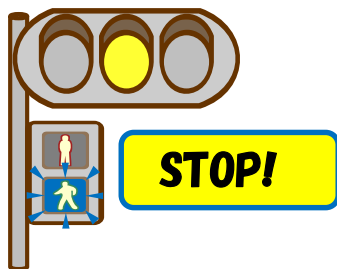
Walk on sidewalk or side strip if they are provided.

2 How to Cross a Road

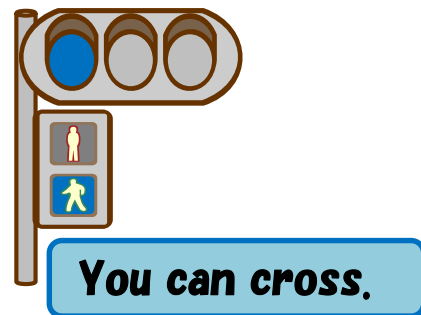
① Meaning of signals



Do not cross.

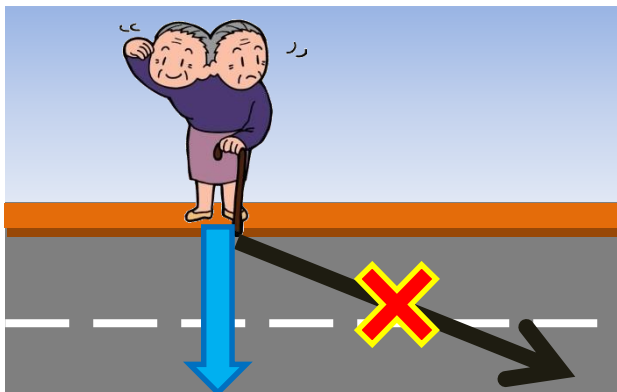


Do not start crossing.
If you are in the middle of crossing,
finish crossing quickly or turn back.




Confirm safety on right and left
sides before starting crossing.

② How to cross roads



- Cross where visibility on right and left sides is good.
- Confirm safety on right and left sides before crossing.
- Refrain from reckless crossing.
- Refrain from crossing obliquely.

③ How to cross railroad crossing



- Stop before the railroad crossing and confirm safety on right and left sides.
- When crossing, Refrain from stopping and cross quickly.
- If a railroad alarm is sounding or crossing gates are coming down, refrain from entering the railroad crossing.

3 Use of Reflectors


Wear bright colored clothes and use reflector!



It is difficult for drivers to find pedestrians.
When walking from evening through early morning, try to wear clothes of bright and noticeable color such as white or yellow.

4 Use of Seat Belt and Child Seat

Seat belt and child seats guard lives of you and your children.
Wear seat belts whenever you sit in a vehicle.
Use child seat for children less than 6 years old.




5 If You Had a Traffic Accident...



Move to a safe place if you can.

If one is injured...
call **119**



If someone was injured, give possible first aid such as stopping a wound with clean handkerchief until an ambulance arrives




If you had a traffic accident...

call **110**

Wait at a safe place until police officers arrive.






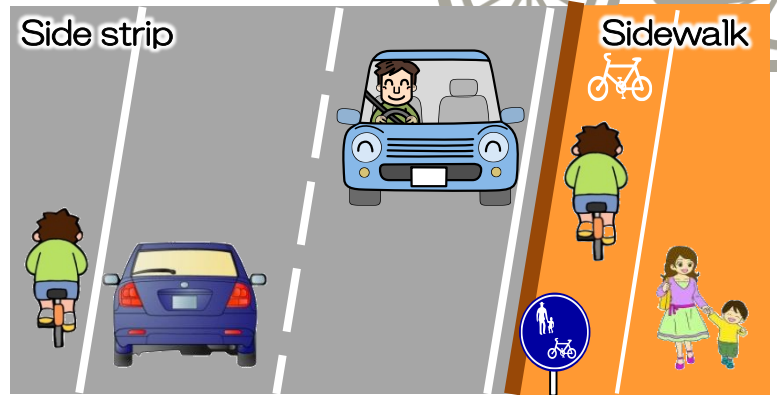
Traffic Rule in Japan

~For Bicycles~

1 Traffic Division



Keep to the left of the roadway.
Bicycles must run on the pavement in principle. Even when bicycles can run on sidewalk or side sprit, pedestrians have the right of way.

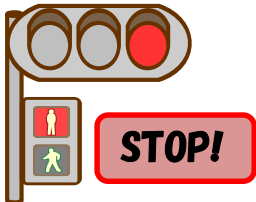


Part of road you can pass on a bicycle

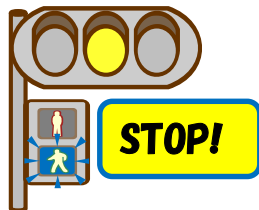
- Side strip (left side)
 - Sidewalk with sign or marking (both show "sidewalk bicycles can pass")
- ※ Children less than 13 and aged people can pass on sidewalk if it is dangerous to ride a bicycle on the roadway.

2 How to Cross Intersections

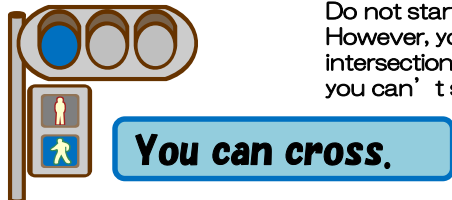
① Meaning of signals



Do not cross.

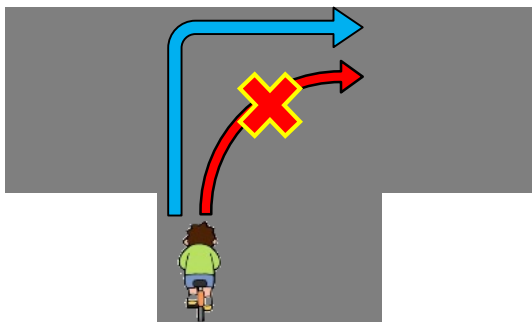


Do not start crossing. However, you can cross intersection only when you can't stop safely.



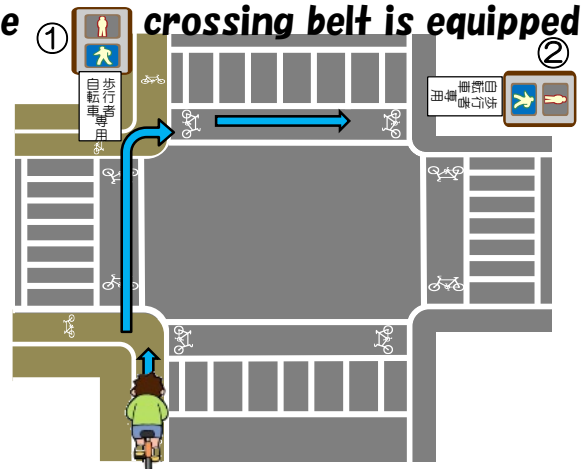
Confirm safety on right and left sides before crossing.

② How to turn right at intersection



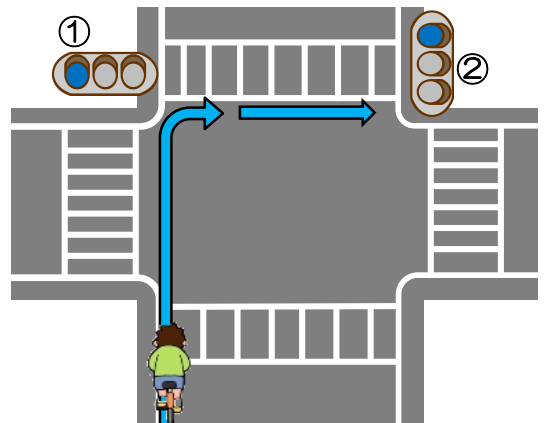
When you turn right at intersection, move to left side of the road in advance, slow down, and turn right making a wide turn. Refrain from moving on center of the intersection.

③ How to turn right at intersections that bicycle crossing belt is equipped



If "traffic light for pedestrian and bicycle" is equipped, you have to follow it. Cross under the green light of traffic light ①, turn right, and cross when traffic light ② turns green.

④ How to turn right at intersections without bicycle crossing belt.



Cross under the green light of traffic light ①, turn right, and cross when traffic light ② turns green.

3 How to Cross Intersections with a Stop Sign



- Stop at intersections with a stop sign.
- Stop and confirm safety of right and left sides.
- Confirm safety at intersections without stop signs as well.

4 Signs showing places you can't pass



5 Traffic Offences

Use of mobile phone

Riding with umbrella open

Riding without lights

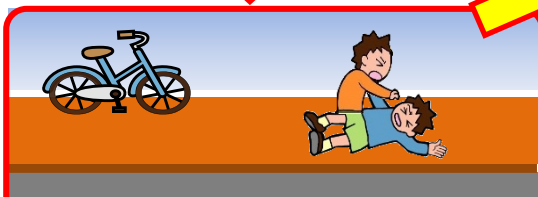

Riding drunk

Use of earphones

Riding tandem

These are examples of traffic offences. Follow traffic rules!
 ※ If you repeatedly commit vicious offence such as drunk riding, you have to take bicycle riders class (Fine of not more than ¥50,000 for failure to take the class)


6 If You Had a Traffic Accident...



- Stop driving.
- Take measures to avoid obstructing traffic.

If one is injured...

call **119**



If someone was injured, give possible first aid such as stopping a wound with clean handkerchief until an ambulance arrives. Refrain from moving injured person rashly.




If you had a traffic accident...

call **110**

Never leave the scene of accident until police officers arrive.





Traffic Rule in Japan

~For Vehicles~

3 Responsibilities for Traffic Accident

2 Responsibilities for Traffic Offence

Administration
(Withdrawal/ Suspension of driver's license etc.)

Criminal
(Penal servitude, fines etc.)

Civil
(Compensation)

Administration
(Withdrawal/ Suspension of driver's license etc.)

Criminal
(Penal servitude, fines etc.)

1 Driver's License

2 Traffic Division

3 Use of Seat Belt and Child Seat

① Overseas Driver's License

Applicable to: Germany, Belgium, Switzerland, France, Estonia, Monaco, Taiwan (as of Dec 1, 2013)

- Limited to 1 year after landing
- Requires attachment of Japanese translation

② International Driver's Permit

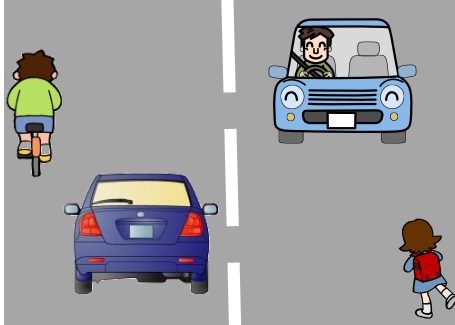
Applicable to countries concluding the Geneva Treaty

- Limited to 1 year after landing

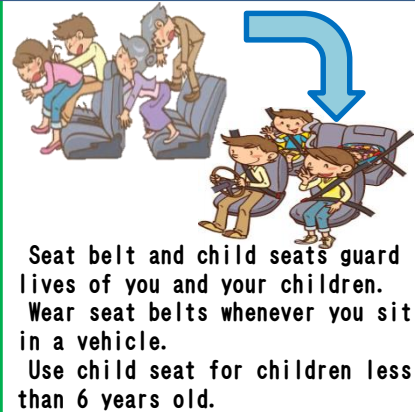
③ Japanese Driver's License

Contact us for details.

※For inquiries: Driver's License Division, Gunma Police Headquarter
PHONE: 027-253-9300




Keep to the left.
Pedestrians walk on right side.




Seat belt and child seats guard lives of you and your children.
Wear seat belts whenever you sit in a vehicle.
Use child seat for children less than 6 years old.

4 How to Cross

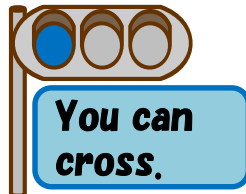
① Meaning of signals



Do not cross.




Do not start crossing. However, you can cross intersection only when you can't stop safely.



Confirm safety on right and left sides before crossing.

③ How to cross at a railroad crossing




- Stop before the railroad crossing and confirm safety on right and left sides.
- If a railroad alarm is sounding or crossing gates are coming down, refrain from entering the railroad crossing.

② How to cross at intersections

④ How to drive at pedestrian crossing



- Stop at intersections with a stop sign.
- Stop and confirm safety of right and left sides.
- Confirm safety at intersections without stop signs as well.



If a pedestrian is going to cross at a pedestrian crossing, you have to stop and make him/her cross.

5 Traffic Offence




Drunk driving



Speeding



Exceeding load weight limits



Use of mobile phone




Parking violation



Ignoring stop sign



Ignoring traffic light

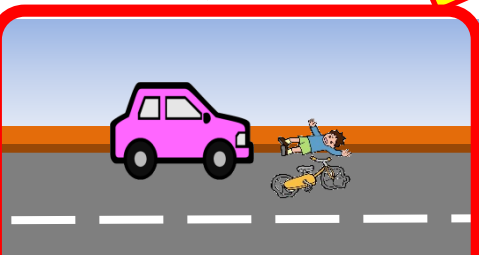


Poor vehicle maintenance

These are examples of traffic offences. Follow traffic Rules!




6 If You Had a Traffic Accident...



- Stop driving.
- Take measures to avoid obstructing traffic.

If one is injured...
call 119



If someone was injured, give possible first aid such as stopping a wound with clean handkerchief until an ambulance arrives.

Refrain from moving injured person rashly.



If you had a traffic accident...

call 110

Never leave the scene of accident until police officers arrive.

